

PIUSI PANTHER EX SERIES

LIQUIP

VICTORIA


THE HOME OF Fuelcraft

FEATURES

- ▶ High Flow Rate
- ▶ Heavy Duty
- ▶ Continuous Duty
- ▶ Thermal Protection
- ▶ UL Version Available
- ▶ Removable Pump Feet
- ▶ Up to 56L/Min
- ▶ Power: 240V AC
- ▶ Magnetic Switch

PIUSI

Made in Italy



56
l/min



Panther EX 56 230V 50HZ Drum

56
l/min



Panther EX 56 230V 50HZ Feet

HIGH PERFORMANCE | HIGH PRESSURE | CONTINUOUS DUTY

The new PANTHER EX AC pump series by PIUSI, designed for Heavy Duty applications, delivers superior performance and uncompromising reliability. Resulting from advanced research and development, this pump sets new standards with a flow rate of 56 l/min, the highest in its category. Capable of maintaining high performance even at high pressures, the PANTHER EX is ideal for various tank configurations and accessories, ensuring efficiency and versatility in every application.

KIT CONTENTS

Panther EX 56 - Drum Version

- ▶ Panther EX 56 - Drum
- ▶ Nozzle Holder
- ▶ Drum Connector
- ▶ Instruction Manual

Panther EX 56 - Feet Version

- ▶ Panther EX 56-Feet
- ▶ Non-Mounted Feet
- ▶ Instruction Manual

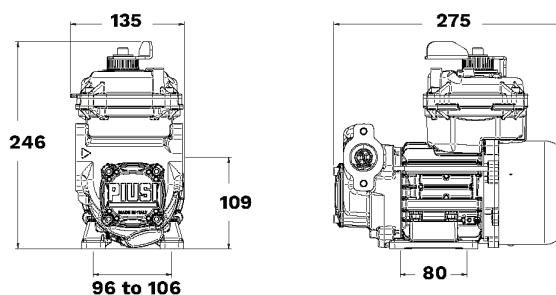
MATERIALS

- ▶ Body - Cast Iron
- ▶ Rotor - Sintered Steel
- ▶ Vanes - Technopolymer
- ▶ Seal - Viton
- ▶ Shaft - Steel

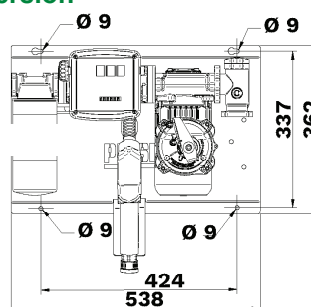
DETAILS

- ▶ On/Off Switch
- ▶ Vane Motor
- ▶ Bypass Valve



Panther EX 56 - Feet Version



Panther EX 56 - Drum Version



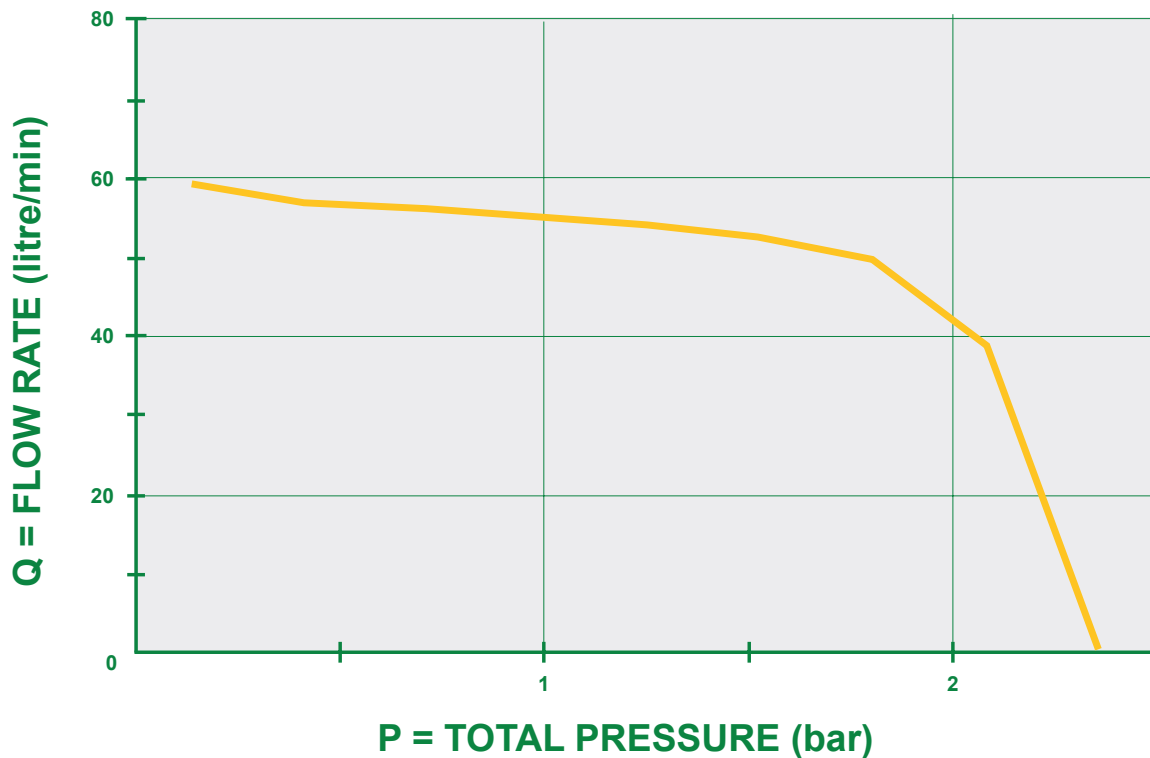
Dimensions - Expressed in Millimetres



PIUSI PANTHER EX SERIES



VICTORIA
THE HOME OF *Fuelcraft*



TYPE OF FLUID Petrol

TEMPERATURE 20°C

TECHNICAL DATA

CODE	DESCRIPTION	METER ATEX	FLUID TYPE*	FLOWRATE		VOLTAGE			DUTY CYCLE CONTINUOUS	RPM	INLET BSP	OUTLET BSP
				L/MIN	GPM	AC VOLT /HZ	POWER WATT	AMP MAX				
F00580000	Panther EX 56 230V 50HZ Feet	-	D, P, K	56	14.7	230V/50HZ	500	2.3	S1	2800	1"	1"
F00580010	Panther EX 56 230V 50HZ Drum	-	D, P, K	56	14.7	230V/50HZ	500	2.3	S1	2800	1"	1"

TECHNICAL DATA

CODE	DESCRIPTION	METER ATEX	FLUID TYPE *	FLOWRATE		VOLTAGE			DUTY CYCLE CONTINUOUS	RPM	INLET BSP	OUTLET BSP
				L/MIN	GPM	AC VOLT /HZ	POWER WATT	AMP MAX				
F00580000	Panther EX 56 230V 50HZ Feet	K33	D, P, K	56	14.7	230V/50HZ	500	2.3	S1	2800	1"	1"
F00580010	Panther EX 56 230V 50HZ Drum	K33	D, P, K	56	14.7	230V/50HZ	500	2.3	S1	2800	1"	1"

* (D) - DIESEL, (P) - PETROL, (K) - KEROSENE

476 Boundary Rd
Derrimut
VICTORIA 3026

Phone: 03 9311 7822
E-mail: sales@liquipvictoria.com.au



VICTORIA
THE HOME OF *Fuelcraft*

To discover more about our services, products and projects please visit www.liquipvictoria.com.au